

INSTRUCTIONS FOR USE

For 5 mg and 10 mg Doses



You, your family members, caregivers, and others who may need to give VALTOCO should read these Instructions for Use before using it. Talk to your healthcare provider if you, your caregiver, or others who may need to give VALTOCO have any questions about the use of VALTOCO.

Important: For Nasal Use Only.

Do not test or prime the nasal spray device. Each device sprays one time only.
Do not use past the expiration date printed on box and blister pack.
Do not open blister pack until ready to use.

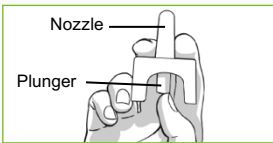


Each blister pack contains 1 nasal spray device.
1 dose = 1 nasal spray device.

To give VALTOCO nasal spray:



Step 1: **Open the blister pack** by peeling back the corner tab with the arrow.
Remove the nasal spray device from the blister pack.



Step 2: **Hold the nasal spray device** with your thumb on the bottom of the plunger and your first and middle fingers on either side of the nozzle.

Do not press the plunger yet. If you press the plunger now, you will lose the medicine.



Step 3: **Insert the tip of the nozzle into 1 nostril** until your fingers, on either side of the nozzle, are against the bottom of the nose.



Step 4: **Press the bottom of the plunger firmly** with your thumb to give VALTOCO. The person does not need to breathe deeply when VALTOCO is given.

Remove the nasal spray device from the nose after giving VALTOCO.

After giving VALTOCO nasal spray:

Throw away (discard) the nasal spray device and the blister pack after use.

Call for emergency help if any of the following happen:

- Seizure behavior in the person is different from that of other episodes.
- You are alarmed by how often the seizures happen, by how severe the seizure is, by how long the seizure lasts, or by the color or breathing of the person

Make a note of the time VALTOCO was given and continue to watch the person closely.

Time of first VALTOCO dose: _____ **Time of second VALTOCO dose (if given):** _____

The healthcare provider may prescribe another dose of VALTOCO to be given at least 4 hours after the first dose. If a second dose is needed, repeat Steps 1 through 4 with a new blister pack of VALTOCO.

For more information about VALTOCO, visit www.valtoco.com or call 1-866-696-3873. Report side effects of prescription drugs to the FDA by visiting www.fda.gov/medwatch or by calling 1-800-FDA-1088.

These Instructions for Use have been approved by the U.S. Food and Drug Administration. Issued: 02/2022

INSTRUCTIONS FOR USE

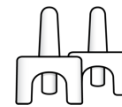
For 15 mg and 20 mg Doses



You, your family members, caregivers, and others who may need to give VALTOCO should read these Instructions for Use before using it. Talk to your healthcare provider if you, your caregiver, or others who may need to give VALTOCO have any questions about the use of VALTOCO.

Important: For Nasal Use Only.

- Do not** test or prime the nasal spray devices. Each device sprays one time only.
- Do not** use past the expiration date printed on box and blister pack.
- Do not** open blister pack until ready to use.

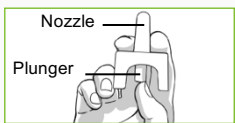


Each blister pack contains
2 nasal spray devices.
1 dose = 2 nasal spray devices.

To give VALTOCO nasal spray:



Step 1: Open the blister pack by peeling back the corner tab with the arrow.
Remove the first nasal spray device from the blister pack.



Step 2: Hold the nasal spray device with your thumb on the bottom of the plunger and your first and middle fingers on either side of the nozzle.
Do not press the plunger yet. If you press the plunger now, you will lose the medicine.



Step 3: Insert the tip of the nozzle into 1 nostril until your fingers, on either side of the nozzle, are against the bottom of the nose.



Step 4: Press the bottom of the plunger firmly with your thumb to give VALTOCO. The person does not need to breathe deeply when VALTOCO is given.
Remove the nasal spray device from the nose after giving VALTOCO.



Step 5: You have not given the full dose of VALTOCO yet.
Remove the second nasal spray device from the blister pack.
Repeat Steps 2 through 4, using the second nasal spray device in the other nostril to give the full dose of VALTOCO.

After giving VALTOCO nasal spray:

Throw away (discard) both nasal spray devices and the blister pack after use.

Call for emergency help if any of the following happen:

- Seizure behavior in the person is different from that of other episodes.
- You are alarmed by how often the seizures happen, by how severe the seizure is, by how long the seizure lasts, or by the color or breathing of the person.

Make a note of the time VALTOCO was given and continue to watch the person closely.

Time of first VALTOCO dose (first dose equals 1 spray in each nostril): _____ / _____

Time of second VALTOCO dose (if given, second dose equals 1 spray in each nostril): _____ / _____

The healthcare provider may prescribe another dose of VALTOCO to be given at least 4 hours after the first dose. If a second dose is needed, repeat Steps 1 through 5 with a new blister pack of VALTOCO.

For more information about VALTOCO, visit www.valtoco.com or call 1-866-696-3873. Report side effects of prescription drugs to the FDA by visiting www.fda.gov/medwatch or by calling 1-800-FDA-1088.

These Instructions for Use have been approved by the U.S. Food and Drug Administration. Issued: 02/2022